

Iowa Democratic Caucus Polling

Contact: Doug Kaplan, 407-242-1870

Executive Summary

Gravis Marketing, a nonpartisan research firm, conducted a random survey of 590 registered Democratic voters across Iowa. The poll was conducted from April and has a margin of error of $\pm 4.0\%$. The totals may not round to 100% because of rounding. The survey was conducted using interactive voice responses and an online panel of cell phone users. The results are weighted by voting demographics. The poll was paid for by GMI.

Number of observations: 590

Date of poll: 4/17/2018 – 4/18/2019

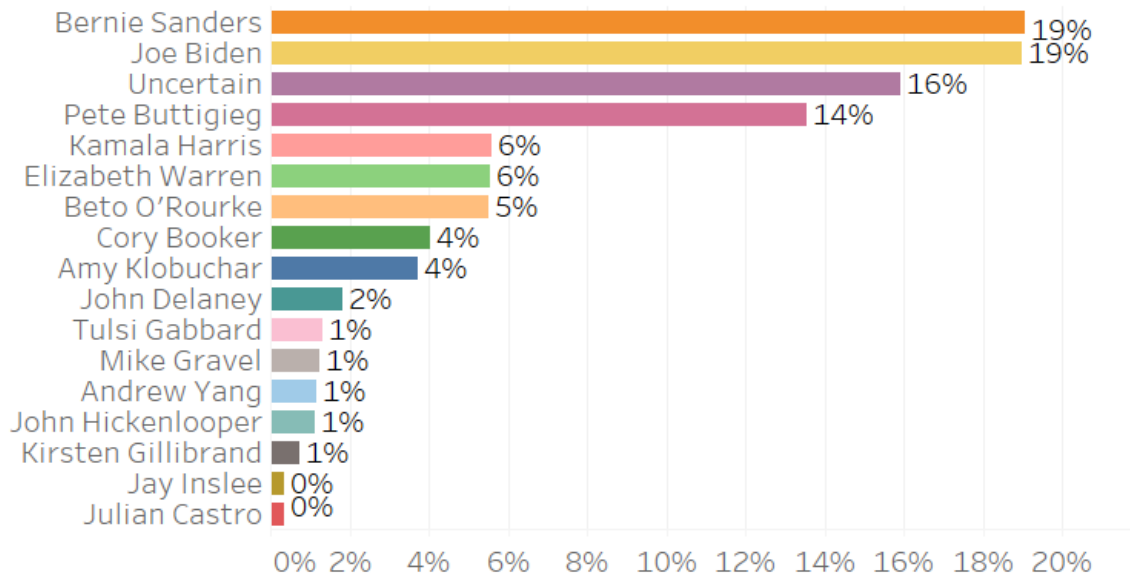
Methods: Interactive voice responses and an online panel of cell phone users

Weighting: Voting demographics

Margin of error: 4.0%

4) If the 2020 Democratic Presidential Caucus election were held today, who would you vote for?

Q4: President



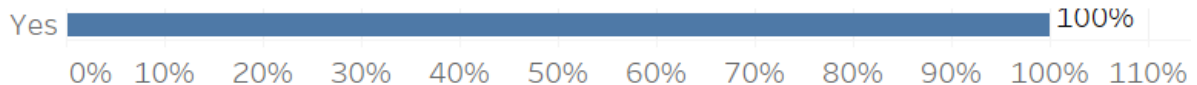


		Race					Age group				Gender	
		African-American	Asian	Hispanic	Other	White	18-29	30-49	50-64	65+	Female	Male
Q4: Democratic	Amy Klobuchar	0.0%	0.0%	25.4%	0.0%	3.2%	10.2%	0.0%	1.6%	5.3%	3.0%	4.7%
Presidential Caucus	Andrew Yang	0.0%	0.0%	1.3%	0.0%	1.2%	0.0%	3.9%	0.0%	0.6%	0.2%	2.6%
Choice	Bernie Sanders	0.0%	46.2%	20.7%	1.9%	19.5%	32.5%	24.8%	14.8%	10.2%	15.9%	23.5%
	Beto O'Rourke	0.0%	46.2%	2.9%	0.0%	5.4%	0.0%	4.3%	11.5%	4.1%	5.3%	5.8%
	Cory Booker	0.0%	0.0%	0.0%	1.6%	4.4%	10.0%	0.0%	4.1%	4.0%	4.9%	2.8%
	Elizabeth Warren	0.0%	0.0%	2.0%	0.0%	6.0%	4.9%	9.9%	2.5%	5.0%	6.6%	4.2%
	Jay Inslee	0.8%	0.0%	0.0%	0.0%	0.3%	0.0%	0.0%	0.0%	1.2%	0.3%	0.4%
	Joe Biden	64.4%	7.5%	5.0%	24.4%	18.0%	14.1%	16.9%	17.4%	25.2%	19.2%	18.6%
	John Delaney	0.0%	0.0%	0.0%	0.0%	2.0%	0.0%	3.0%	0.9%	2.7%	2.1%	1.5%
	John Hickenlooper	0.0%	0.0%	0.0%	31.1%	0.9%	1.6%	0.0%	2.4%	0.7%	1.9%	0.1%
	Julian Castro	8.0%	0.0%	0.0%	0.0%	0.1%	0.0%	0.0%	0.9%	0.3%	0.0%	0.8%
	Kamala Harris	21.5%	0.0%	0.0%	3.0%	5.4%	3.6%	3.0%	10.5%	4.4%	5.1%	6.2%
	Kirsten Gillibrand	0.0%	0.0%	0.0%	0.0%	0.8%	0.0%	2.5%	0.0%	0.4%	1.3%	0.0%
	Mike Gravel	0.0%	0.0%	0.0%	0.0%	1.3%	5.9%	0.0%	0.0%	0.8%	1.9%	0.3%
	Pete Buttigieg	0.8%	0.0%	21.3%	0.0%	14.0%	0.0%	8.9%	22.5%	17.0%	15.2%	11.3%
	Tulsi Gabbard	0.0%	0.0%	17.6%	0.0%	0.9%	0.0%	1.9%	2.9%	0.1%	1.4%	1.2%
	Uncertain	4.6%	0.0%	3.9%	38.0%	16.6%	17.0%	21.1%	8.2%	18.1%	15.8%	16.0%

Demographics

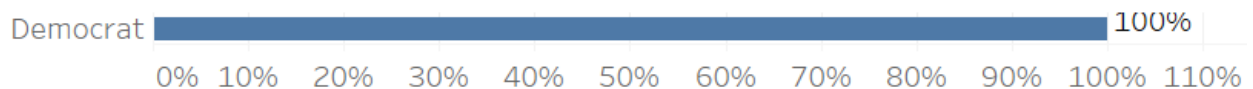
1) Are you registered to vote?

Q1: REGISTERED



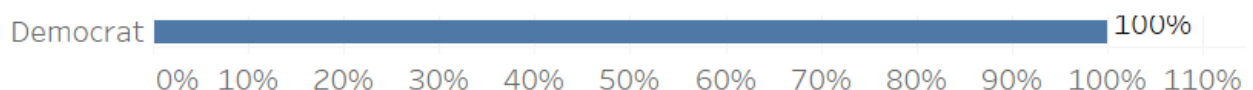
2) What is your party affiliation?

PARTY



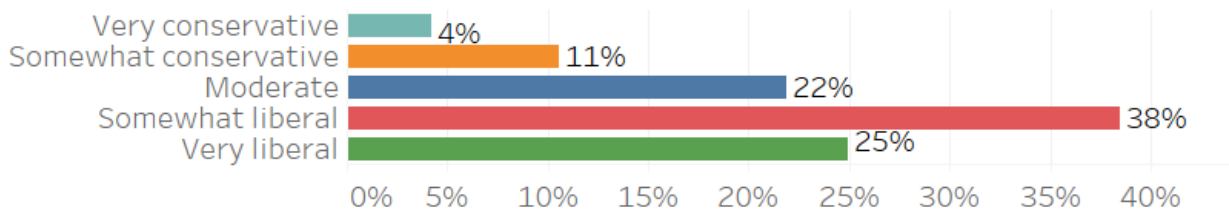
3) Do you plan on voting in the Republican or Democratic Presidential Caucus in 2020?

DEMOCRATIC PRIMARY



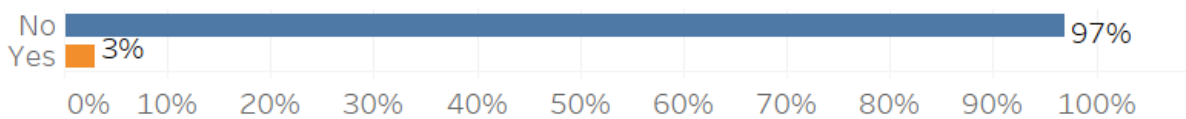
5) What is your political ideology?

IDEOLOGY



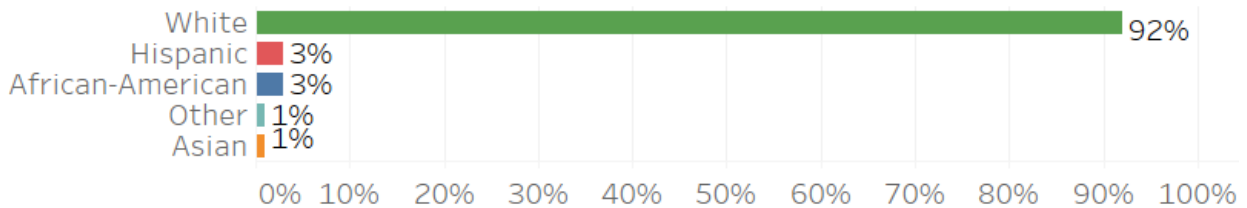
6) Are you or is a member of your immediate family from a Latino, Hispanic or Spanish speaking background?

HISPANIC



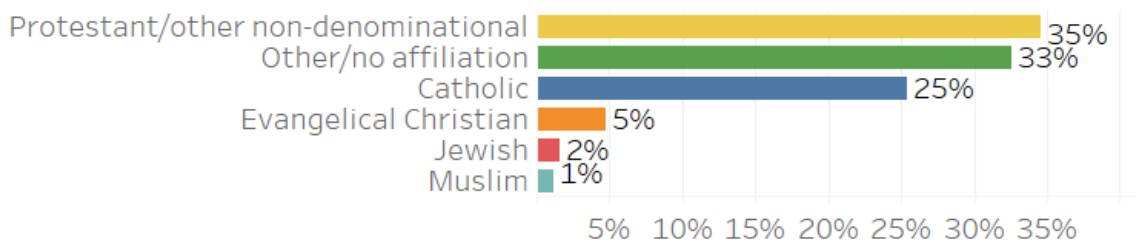
7) What race do you identify yourself as?

RACE



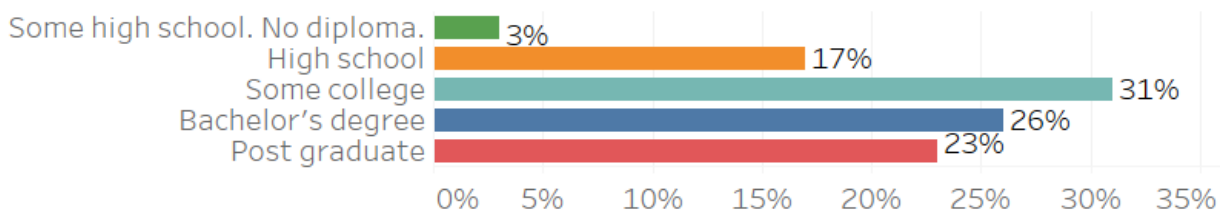
8) Which of the following best represents your religious affiliation?

RELIGIOUS AFFILIATION



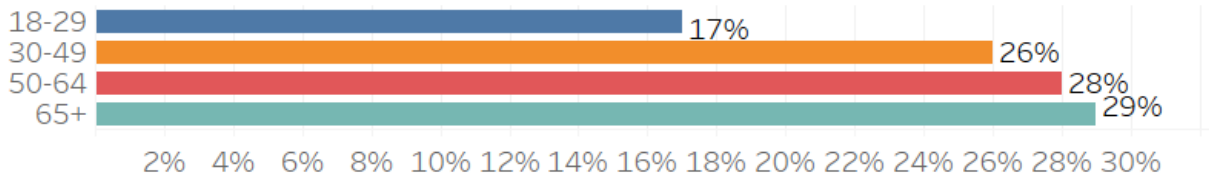
9) What is the highest level of education have you completed?

EDUCATION CATEGORY



10) How old are you?

AGE GROUP



11) What is your gender?

GENDER

